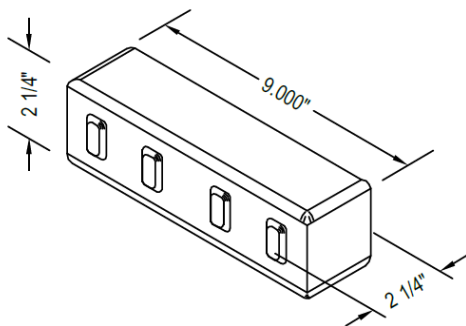


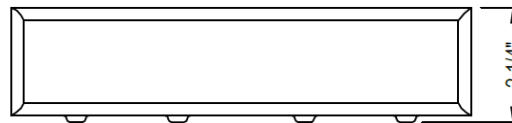
WG^{co}

WHITACRE GREER

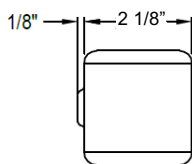
Boardwalk | 2 1/4 x 9 x 2 1/4 Bevel and Lug



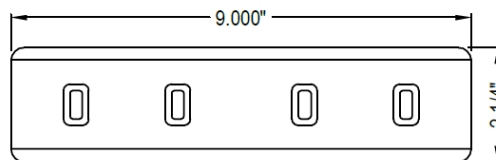
PERSPECTIVE



PLAN VIEW



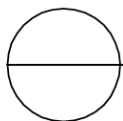
SIDE ELEVATION



FRONT ELEVATION

NOTES:

1. COMPLIES WITH ASTM C902 CLASS SX APPLICATION PS TYPE 1 APPLICATION PX AVAILABLE ON REQUEST
2. AVAILABLE IN 2 1/4" THICKNESS ONLY.
3. AVAILABLE IN ALL STANDARD COLORS. STANDARD COLORS MAY BE MINGLED AT THE PLANT PER ARCHITECT'S SPECIFICATION
4. INSTALLATION TO BE COMPLETED IN ACCORDANCE WITH MANUFACTURER'S SPECIFICATIONS.
5. DO NOT SCALE DRAWING.
6. THIS DRAWING IS INTENDED FOR USE BY ARCHITECTS, ENGINEERS, CONTRACTORS, CONSULTANTS AND DESIGN PROFESSIONALS FOR PLANNING PURPOSES ONLY. THIS DRAWING MAY NOT BE USED FOR CONSTRUCTION.
7. ALL INFORMATION CONTAINED HEREIN WAS CURRENT AT THE TIME OF DEVELOPMENT BUT MUST BE REVIEWED AND APPROVED BY THE PRODUCT MANUFACTURER TO BE CONSIDERED ACCURATE.
8. CONTRACTOR'S NOTE: FOR PRODUCT AND COMPANY INFORMATION VISIT www.CADdetails.com/info AND ENTER REFERENCE NUMBER 256-123.



PAVERS

BOARDWALK WITH LUGS

1400 South Mahoning Ave.
Alliance, OH 44601
P: (330) 823-1610

www.wgpaver.com
Customer Service:
cs1@wgpaver.com

Mailing:
PO Box 2960
Alliance, OH 44601